



Investor Presentation

Star Conference London, 9 - 10 October 2017

Disclaimer



This document has been prepared by Avio S.p.A. Avio S.p.A. (“Avio” or the “Company”). This document is being provided to you solely for your information and may not be reproduced or redistributed to any other person.

This document might contain certain forward-looking statements that reflect the Company’s management’s current views with respect to future events and financial and operational performance of the Company and its subsidiaries. These forward-looking statements are based on Avio’s current expectations and projections about future events. Because these forward-looking statements are subject to risks and uncertainties, actual future results or performance may differ materially from those expressed in or implied by these statements due to any number of different factors, many of which are beyond the ability of Avio to control or estimate. You are cautioned not to place undue reliance on the forward-looking statements contained herein, which are made only as of the date of this presentation. Avio does not undertake any obligation to publicly release any updates or revisions to any forward-looking statements to reflect events or circumstances after the date of this presentation. Any reference to past performance or trends or activities of Avio shall not be taken as a representation or indication that such performance, trends or activities will continue in the future. This document does not constitute an offer to sell or the solicitation of an offer to buy Avio’s securities, nor shall the document form the basis of or be relied on in connection with any contract or investment decision relating thereto, or constitute a recommendation regarding the securities of Avio.

This document may not be reproduced, redistributed or published in whole or in part without Avio’s authorization.

Avio : a European leader in Space Transportation



- 50 years in Space Launchers
- European expert in *Solid Propulsion*
- Prime Contractor of *Vega* (EU light launcher)
- Partner to *Ariane* (EU heavy launcher)
- 850 employees
- 300 M€ revenues
- Listed on the Milan Stock Exchange
- Market Cap. 350M€

The Launchers segment represents the gateway to Space

Global space value chain (2016)



(1): Includes launcher manufacturing and launch service activities

(2): Commercial services revenues only

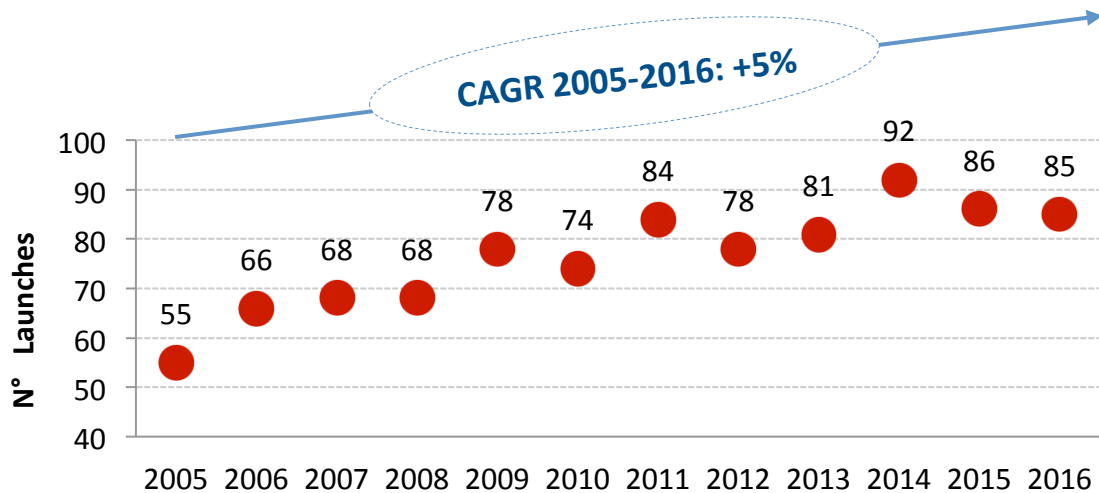
Sources: based on Satellite Industry Association (2016)

Growing demand for Space launch, competitive environment




Falcon 9

Nr. Space launches (2005-2016)

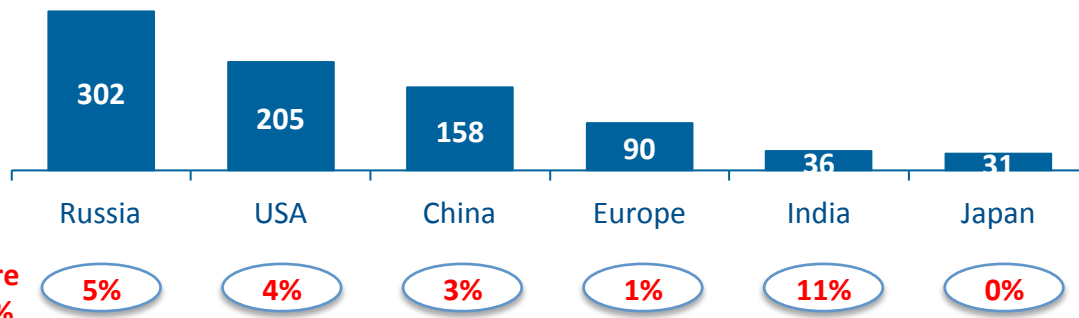


Proton



Soyuz

Nr. Launches by Region (2006-2016)



PSLV



Ariane



Vega

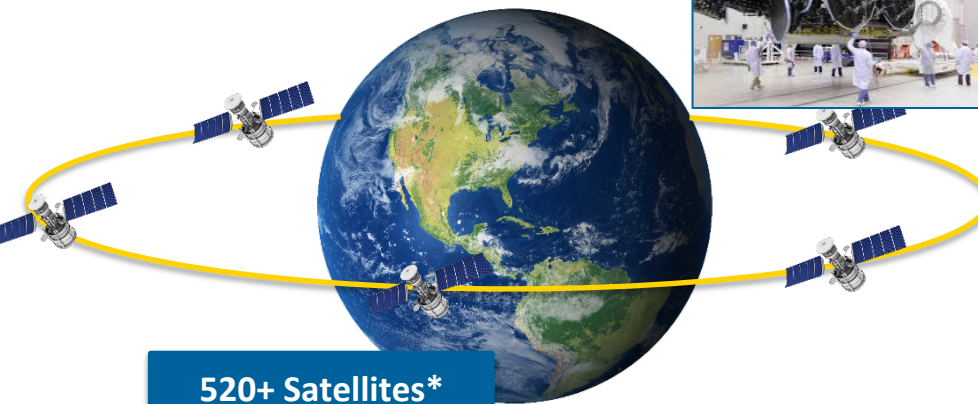


The Space launch service has two main market segments



Geostationary Transfer Orbit

Altitude 36,000km



520+ Satellites*

- **Applications :** Broadcasting, Telecoms
- **Avg Satellite mass :** 5,000 kg
- **Avg Service life:** 12-15 years
- **Avg # launches / year (worldwide) :** 36

Nr. Sats > 1.5 ton in GTO



Low Earth Orbit

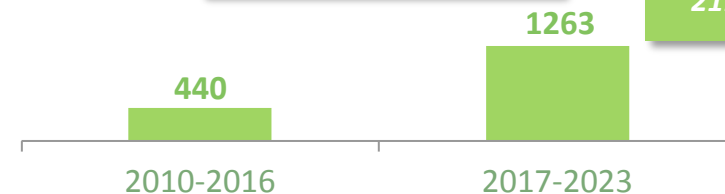
Altitude 500-2,000km



804+ Satellites*

- **Applications:** Earth obs., Internet, Science
- **Avg Satellite mass :** 50 Kg – 1000 kg
- **Avg Service life:** 3-7 years
- **Avg # launches / year (worldwide) :** 33

Nr. Sats < 1.5 ton in LEO



Small sats launched:
76 in H1 2016
211 in H1 2017

Avio is an integral part of the European space launch offering with a leading role on the LEO launcher Vega



Ariane 5 – EU Heavyliifter in GTO

Avio Industrial partner

P230 Boosters

Turbopump

Vega – EU Light launcher in LEO

Avio Prime Contractor

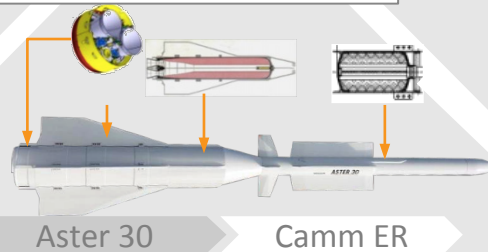
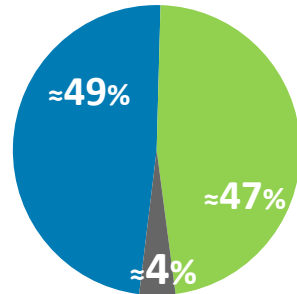
P80 motor

Zefiro 23 motor

Zefiro 9 motor

Upper stage

Launcher sys. Int.



Tactical propulsion

Ariane 5 → Ariane 6

Vega → Vega C














2017 flight activity on track to complete 6 Ariane and 3 Vega



Flight&Production activity

5 successful launches in 2017 and 81 consecutive successful flights

 Telkom-3S SKY BRASIL-1	 kt sat SGDC Telebràs	 eutelsat VS2	 HELLASAT <small>A PART OF THE ARABSAT WORLD</small>	 INTELSAT <small>Envision. Connect. Transform.</small> SSL	 GALILEO
 14 Feb VA235	 4 May VA236	 1 June VA237	 28 June VA238	 29 September VA239	 12 December VA240

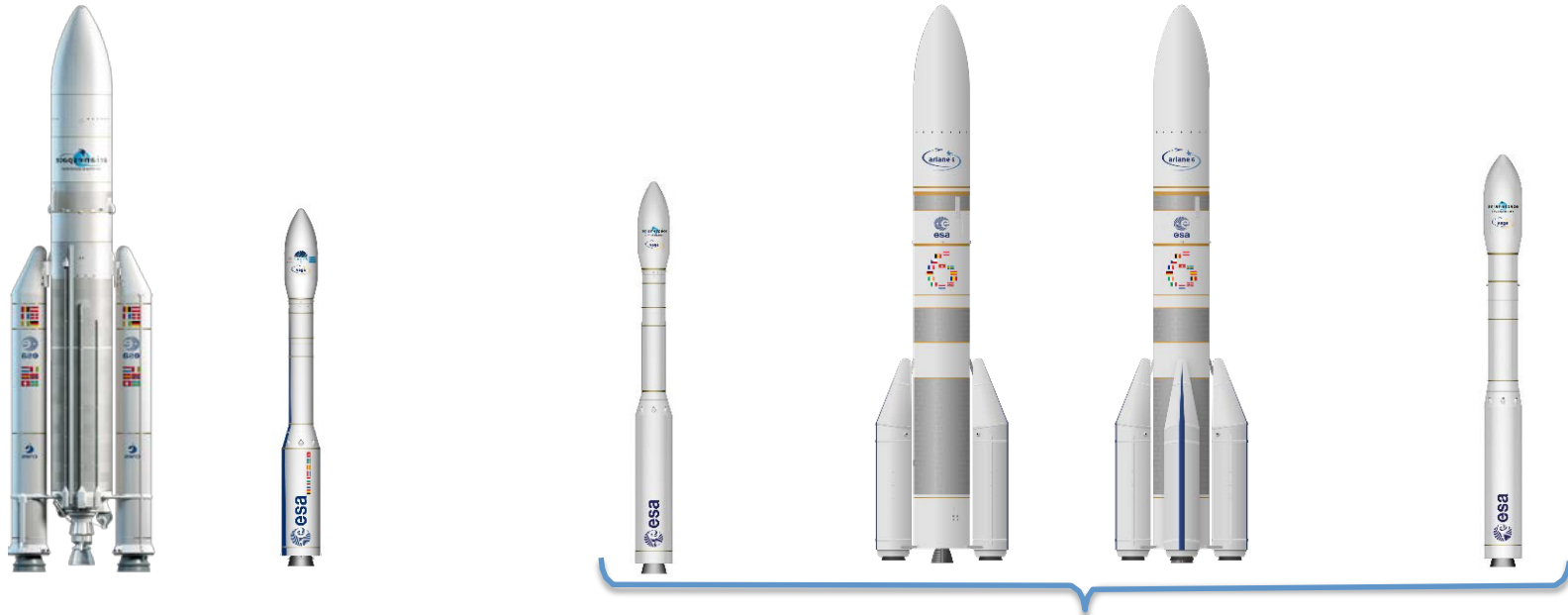
2 successful launches in 2017, 10 in a row (4 launches in 10 months VV07 – VV08 – VV09 – VV10)

 Copernicus Sentinel	 OPTSAT 3000  venus	 Undisclosed
 7 March VV09	 2 August VV10	 7 November VV11

EU family of launchers evolving to meet new market demand for flexibility and cost competitiveness



Perf	10.5 tons in GTO	1.5 tons in LEO	2.3 tons in LEO	6 tons in GTO	11 tons in GTO	3.0 tons in LEO
------	---------------------	--------------------	--------------------	------------------	-------------------	--------------------



Common first stage – P120 C



Growing customer confidence on the new Vega C while its development achieves concrete progress in 2017



Vega C



Commercial achievements



- *Contract signed for «Batch 3» order of 10 Vega/Vega C launchers in 2019-2021*



- *2 Vega C launches (2020 and 2021) to carry 4 hi-resolution optical satellite*



- *1 Vega C launch in 2021 to carry the new ASI COSMO SkyMed satellite*

Industrial achievements



P120 new plant



Z40 IMC



Z40 nozzle assembled



P120 IMC




P120 casting (LMC)

Vega offering also being expanded with advanced solutions for extended LEO missions



SSMS – "Small Satellite Mission Service"



- P/L deployment in multiple orbital planes
- PoC flight in 2019



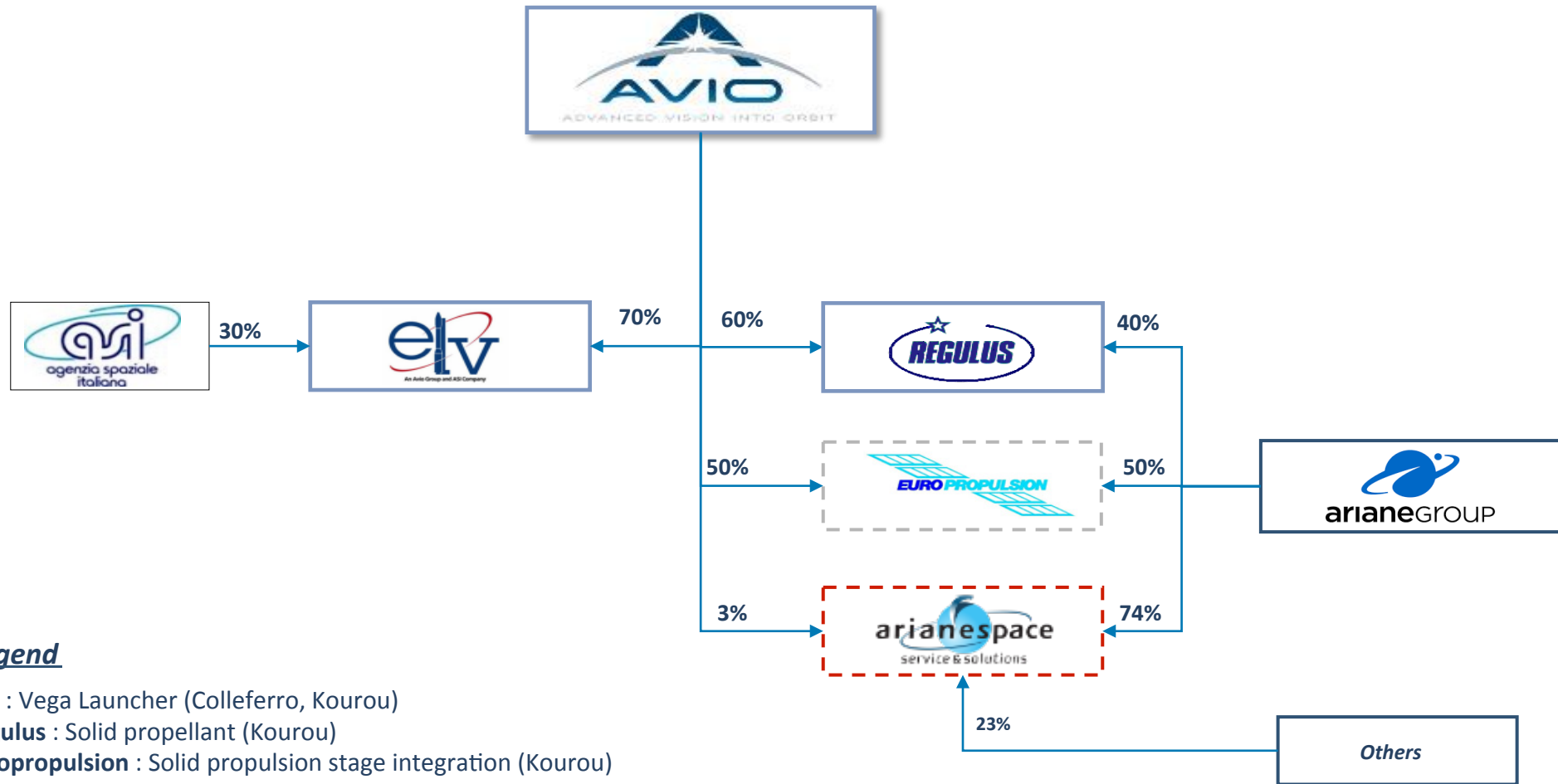
Space Rider – Launch, orbiting and re-entry



- Download and retrieval
- Follow up of IXV experience (2015)
- Flight 2020



Avio : Group structure



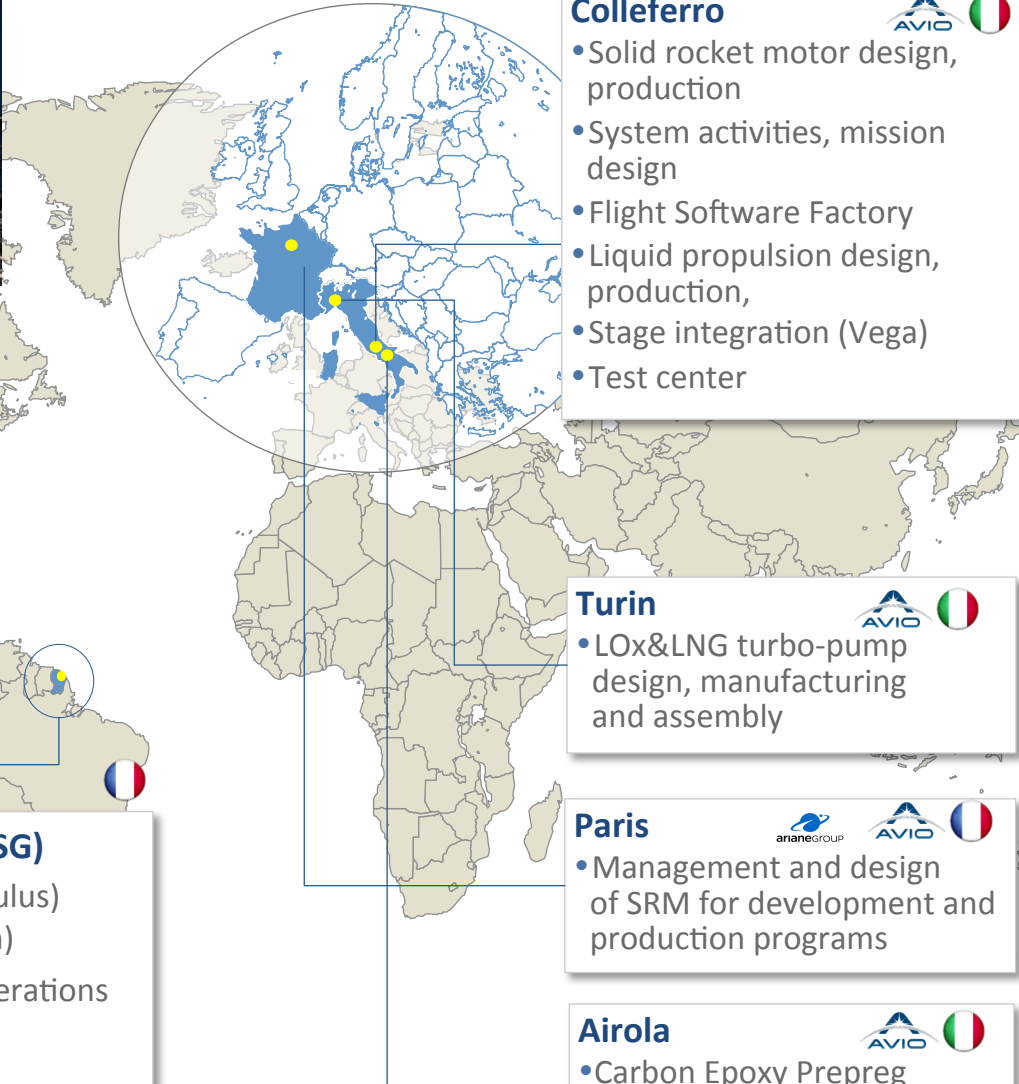

Legend

- ELV** : Vega Launcher (Colleferro, Kourou)
- Regulus** : Solid propellant (Kourou)
- Europropulsion** : Solid propulsion stage integration (Kourou)
- Arianespace** : Ariane&Vega commercialization (Evry, Kourou)

 Fully consolidated
 Non Consolidated company
 Consolidated with equity method





Avio is part of the EU critical space infrastructures



Colleferro  

- Solid rocket motor design, production
- System activities, mission design
- Flight Software Factory
- Liquid propulsion design, production,
- Stage integration (Vega)
- Test center



Turin  



- LOx&LNG turbo-pump design, manufacturing and assembly



Paris   

- Management and design of SRM for development and production programs



Airola  

- Carbon Epoxy Prepreg manufacturing and testing

Kourou European Spaceport (CSG) 

- Solid rocket motor casting (Regulus) and integration (Europropulsion)
- Vega integration and launch operations (Mobile Gantry)

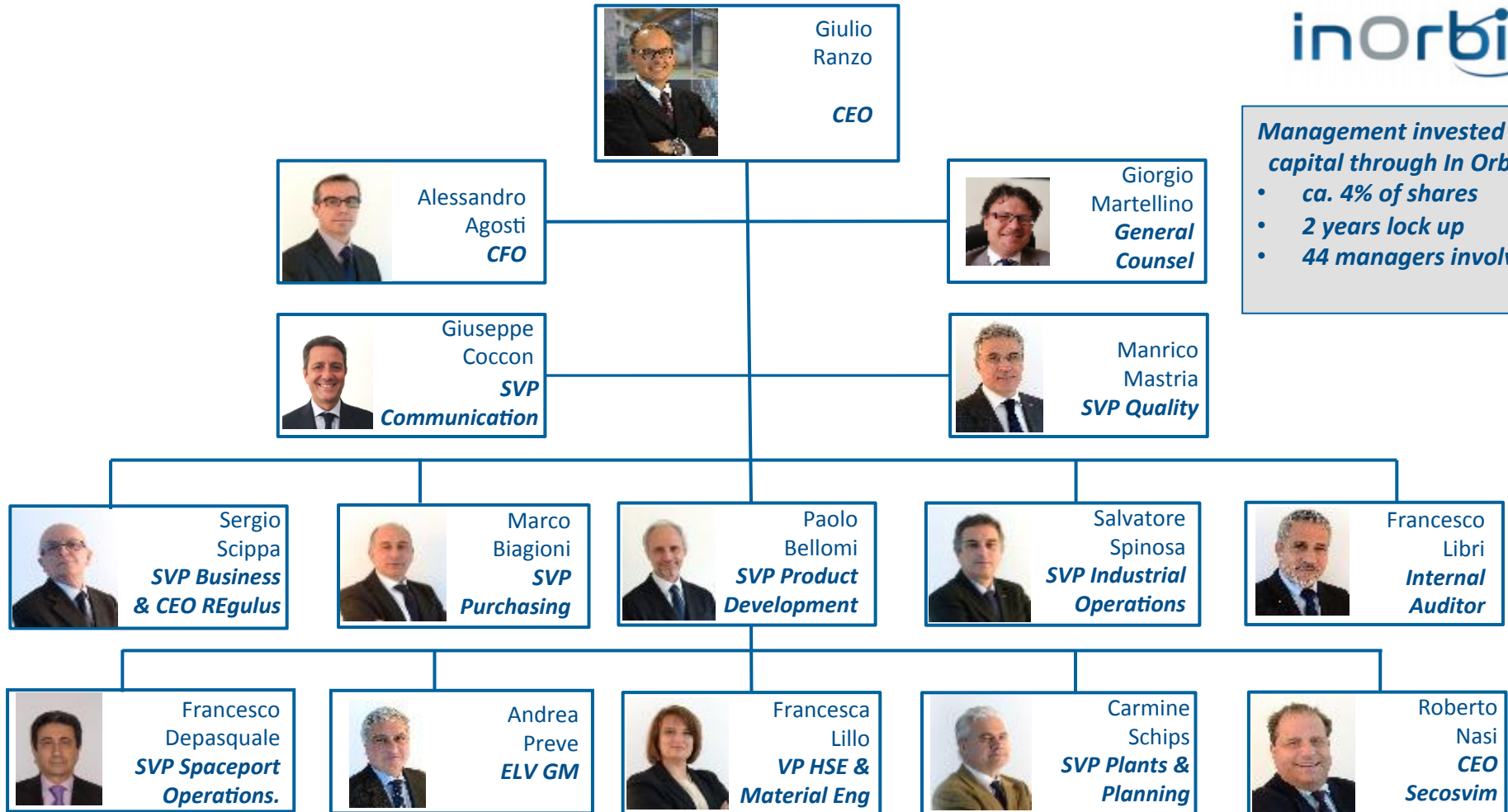


Skilled and experienced management team, invested in the capital structure through the In Orbit investment vehicle



Management invested in Avio capital through In Orbit SpA

- *ca. 4% of shares*
- *2 years lock up*
- *44 managers involved*



Economic Highlights FY 2016



MAIN ECONOMICS	FY 2015 ACTUAL	FY 2016 ACTUAL	DELTA	
€ - M	€ - M	€ - M	€ - M	Comments
NET ORDER BACKLOG	905.4	775.1	(130.3)	Effect of revenue acceleration
NET REVENUES	257.4	292.0	34.6	Double digit growth on 2016
EBITDA ADJUSTED <i>% on net revenues</i>	35.5 13.8%	36.5 12.5%	1.0	Lower impact of fixed costs (higher volumes) and development activities including sub-contracted plant construction
EBITDA REPORTED <i>% on net revenues</i>	27.9 10.8%	26.9 9.2%	(1.0)	Non-recurring costs for business combination and listing
EBIT ADJUSTED <i>% on net revenues</i>	22.2 8.6%	26.9 9.2%	4.7	
EBIT REPORTED <i>% on net revenues</i>	10.5 4.1%	13.2 4.5%	2.7	EBIT structural improvement after completion of Vega development phase
FINANCIAL EXPENSES <i>% on net revenues</i>	(3.3) -1.3%	(6.9) -2.4%	(3.6)	In 2016 full debt interests (vs.7 months only accrued interest in 2015) plus one-off debt early repayment cost
NET INCOME <i>% on net revenues</i>	5.4 2.1%	3.1 1.2%	(2.3)	Net income FY 2016 impacted by non recurring financial expenses and costs

Economic Highlights HY 2017



MAIN ECONOMICS	HY 2016 PRO-FORMA ⁽¹⁾	HY 2017 PRO-FORMA ⁽¹⁾	DELTA	
€ - M	€ - M	€ - M	€ - M	Comments
NET ORDER BACKLOG	643.2	716.2	73.0	€90M new contracts in HY 2017 (additional orders acquired after 30 June for over €300M)
NET REVENUES	119.4	148.6	29.2	+24% growth
EBITDA ADJUSTED	14.1	15.2	1.1	+8% growth
<i>% on net revenues</i>	11.8%	10.2%		
EBITDA REPORTED	10.7	11.2	0.5	Impact of non-recurring costs for business combination and listing
<i>% on net revenues</i>	9.0%	7.6%		
EBIT ADJUSTED	7.5	10.3	2.8	+38% growth
<i>% on net revenues</i>	6.2%	6.9%		
EBIT REPORTED	2.0	4.3	2.3	Structural improvement mainly attributable to termination of certain Vega MF R&D
<i>% on net revenues</i>	1.7%	2.9%		
FINANCIAL EXPENSES	(2.0)	(3.1)	(1.1)	Financial expenses impacted by one off debt repayment costs with no cash outflow (repaid ca. 65M Eur loan in May 2017)
<i>% on net revenues</i>	-1,6%	-2,1%		
NET INCOME	(1.1)	1.7	3.8	
<i>% on net revenues</i>	-1,0%	1.2%		

(1) Pro-Forma figures to compare on a "like-for-like" basis the financials of HY 2017 and HY 2016 in light of the business combination

Balance Sheet Highlights



31 DEC 2016 PRO-FORMA ⁽¹⁾	MAIN SOURCES AND USES	30 JUNE 2017 ACT	DELTA	Comments
€ - M		€ - M	€ - M	
(78.0)	WORKING CAPITAL	(77.4)	0.6	Structurally negative working capital
81.2	DEFERRED TAX ASSETS	82.0	0.8	Significant tax assets
(35.8)	PROVISIONS (EMPLOYEES' BENEFITS AND RISKS)	(24.7)	11.1	Impact of one-off payment of long term compensation and incentive plans upon completion of business combination and listing ⁽²⁾
80.3	GOODWILL	80.3	-	
158.2	FIXED ASSETS	158.3	0.1	
7.4	FINANCIAL RECEIVABLES	7.4	-	
213.4	NET INVESTED CAPITAL	225.9	12.5	
48.3	NET FINANCIAL POSITION	35.9	(12.4)	Principally driven by the above changes in provisions
(261.7)	EQUITY	(261.8)	(0.1)	
(213.4)	TOTAL SOURCES	(225.9)	(12.5)	

(1) Pro-Forma figures to compare on a “like-for-like” basis the financials of HY 2017 and FY 2016 in light of the business combination

(2) Mainly includes long term compensations granted to former Directors and top managers in charge before the business combination already set up in previous years, incentive plan related to the business combination Space2-Avio and utilization of tax and legal provision in relation to the settlement of certain disputes in line with the amount previously set up

New debt structure



Old structure

“Senior Term and Revolving Facilities Agreement” (1 April 2015):

- Term Loan B *tranche* → **€65M** outstanding balance **fully repayed** on 22 May 2017
- Term Loan A *tranche* → **€30M** outstanding balance **fully repayed** on 5 October 2017
- Revolving *tranche* → **€30M not utilized and terminated**

New structure

Euro 40 Million financing by the European Investment Bank (6 October 2017):

The financing is aimed at supporting the:

- development of new products and technologies related to space propulsion systems through Research and Development activities
- modernization and expansion of the production capacity at the facilities in Colleferro (Rome), the main Avio S.p.A. industrial site in Italy

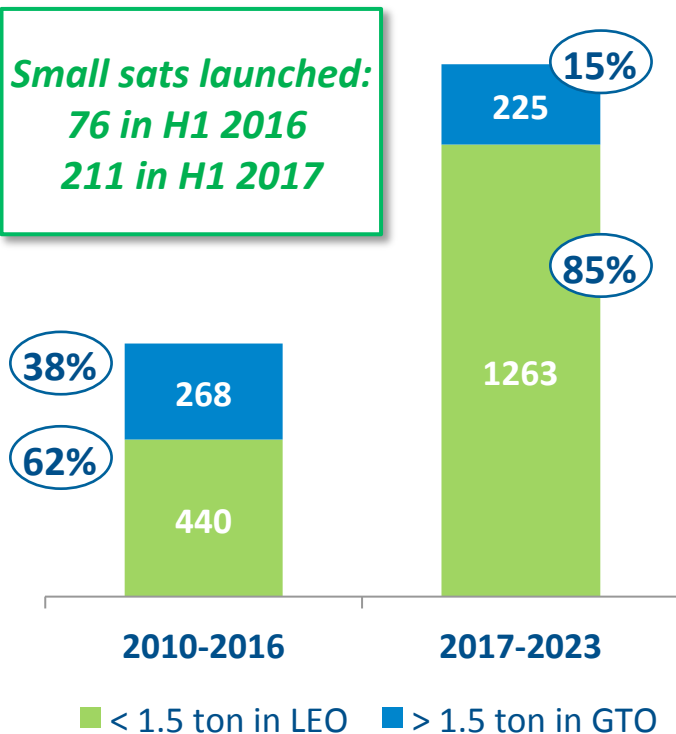
Appendix



Launch demand for small satellites in LEO is booming also driven by the advent of small satellite constellations



Nr. satellites by mass (2010 - 2023)



Source: LCA elaboration on Space Launch Report, Gunther, Spaceworks and OECD data

Application

- Mass: >1.5 ton
- Application: **Traditional Communication**



- Example of operators:
-

Orbit / launch service

Higher orbit reached by heavy launchers



- Mass: <1.5 ton
- Application: **Innovative Earth Observation and Comm constellations**



- Example of operators:
-

Lower orbit serviced with light launchers

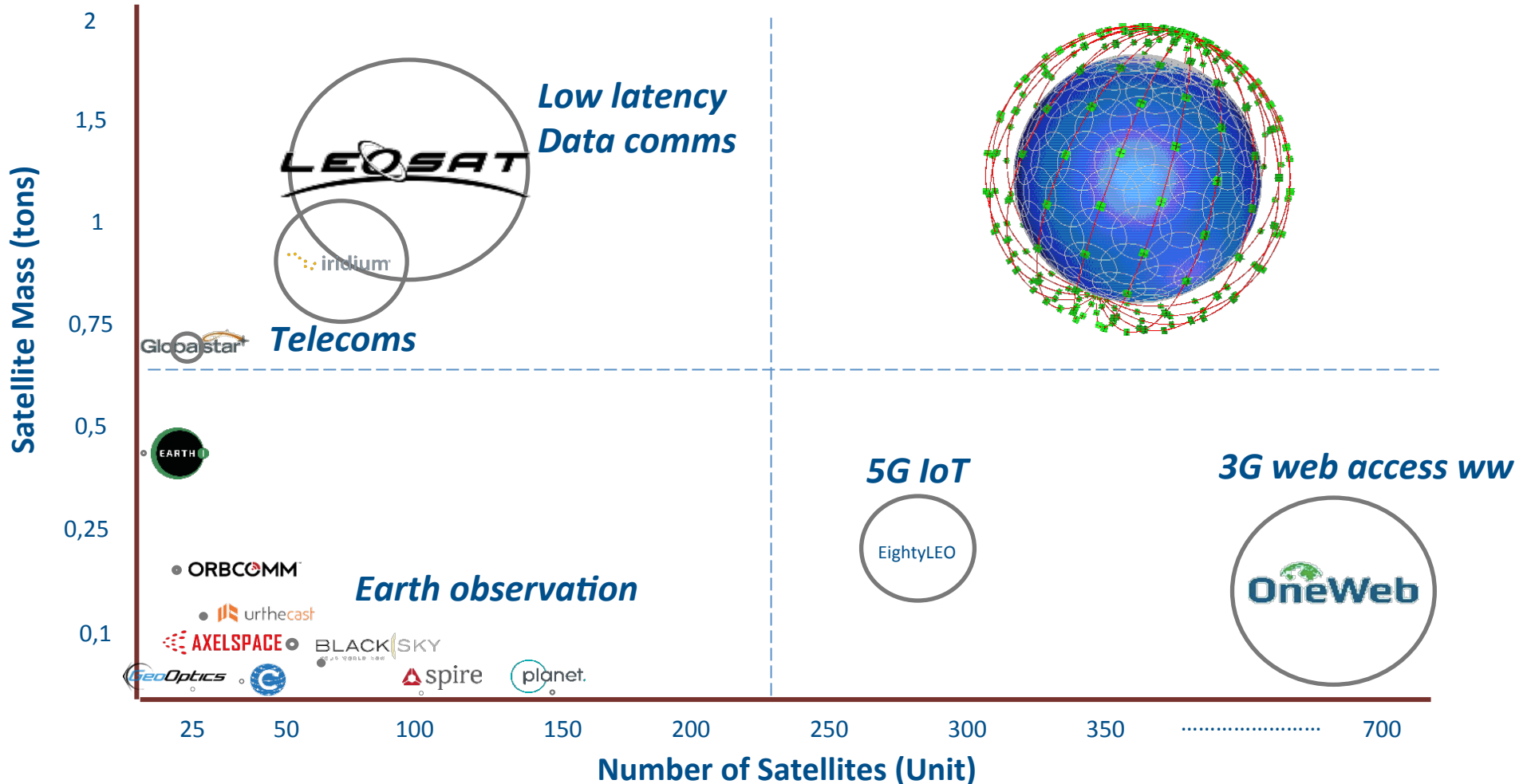


urthecast

Over 2000 satellites to be launched by 2024 to deploy new constellations in LEO



Satellite Constellations deployment plan (2017-2024)



Sources: Teal WorldWide Mission Model, Analysis of long-term space macro trends, focus launch systems market – BryceTech, LCA Elaboration

AVIO SpA- All rights reserved – subject to the restrictions of last page.

Constellations address demand for new types of satellite services



OneWeb



- **Mission:** 3G Internet connectivity worldwide
- **Nr. of Satellites:** 648-900 small satellites (150 Kg)
- **Commercial Services:**
 - Internet for rural and uncovered areas
 - In-Flight Connectivity
 - Disaster response service
- **Funding:** \$1.7B

EightyLEO



- **Mission:** 5G connectivity for Internet of things
- **Nr. of Satellites:** 288 small satellites (200 Kg)
- **Commercial Services:**
 - I.O.T. Automotive (self-driving cars, ...)
 - Precision agriculture
 - Transports and logistics
- **Funding:** N/A, series A funding collection in 2017



- **Mission:** Earth images
- **Nr. of Satellites:** 45 sats (120 Kg), 210 cubesats (5 Kg)
- **Commercial Services:**
 - Climate monitoring
 - Crop yield prediction
 - Urban planning & construction project monitoring
 - Disaster response
- **Funding:** \$183M

Copernicus

Europe's eyes on Earth

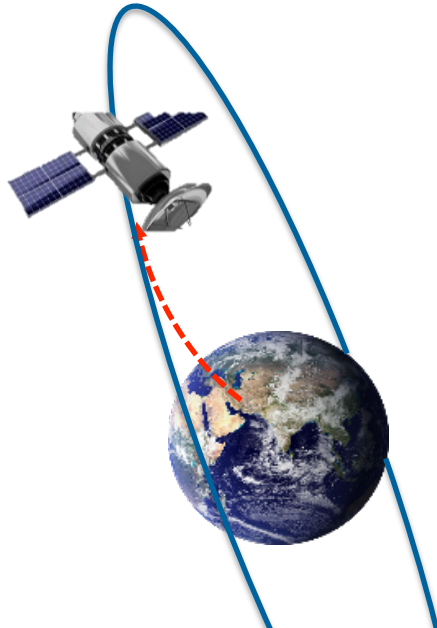


- **Mission:** Earth images
- **Nr. of Satellites:** 20+ dedicated sats
- **Institutional Services:**
 - Climate monitoring
 - Land use, urban monitoring & homeland security
 - Disaster response
- **Funding:** €6.7B (67% EU and 33% ESA)

The growing demand of small sats is changing the approach to the launch service type



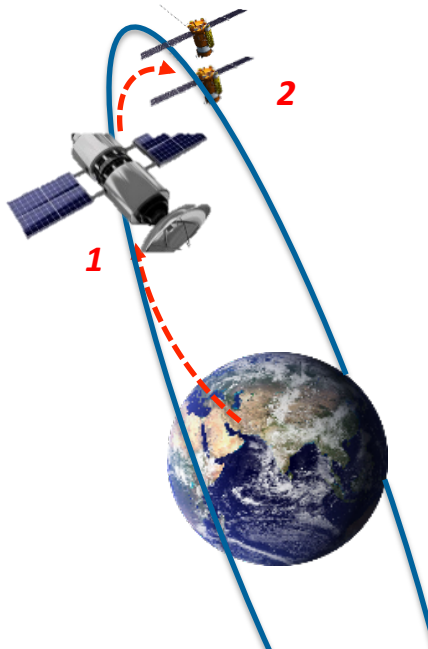
Single/Dual Launch



Yesterday

- Single payload to be dispatched directly to its destination orbit

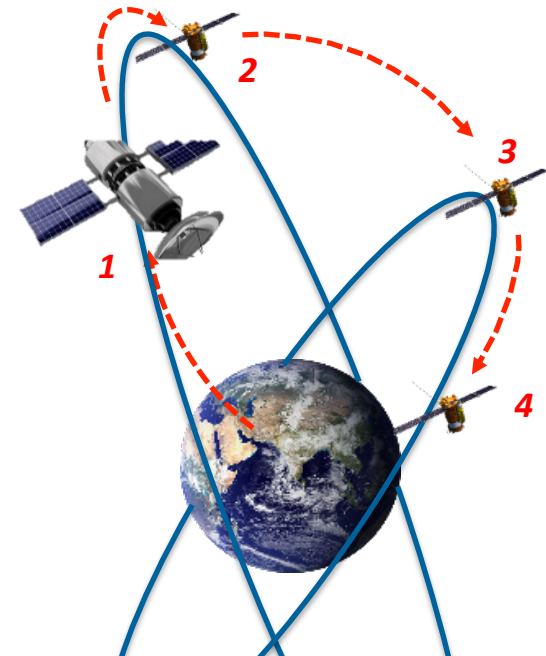
Piggyback Ride



Today

- Smaller payloads to be dispatched on the same orbital plane of the main satellite

“Multi-destination”



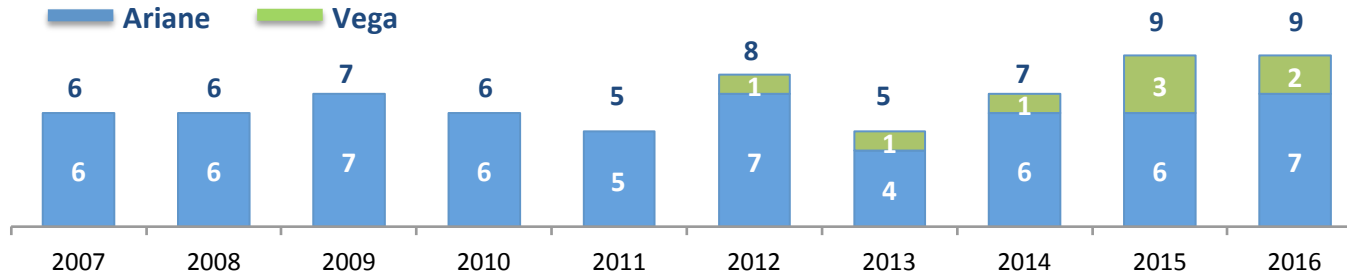
Tomorrow

- Multiple payloads to be deployed to multiple orbital planes

10 years growth trend in review : accelerating revenues and 3 years visibility



Flights



Comments

Growing flight rates

ESA Developments

Vega follow-on

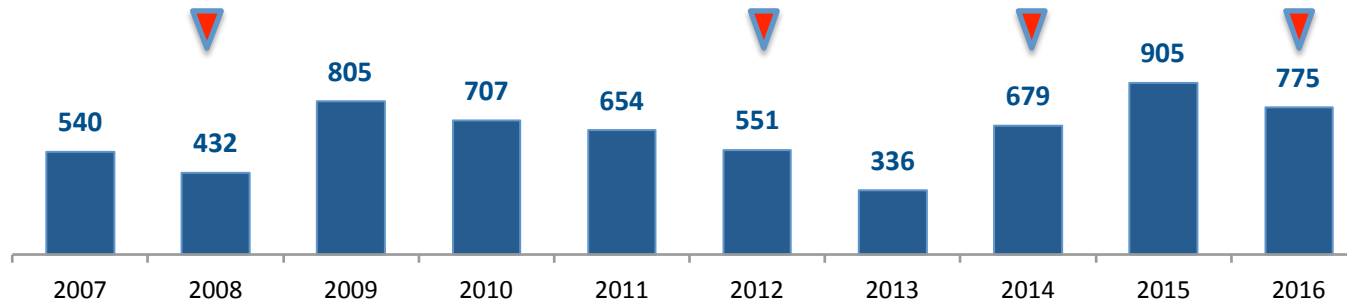
A6 initial

A6 Vega C

Vega E Initial

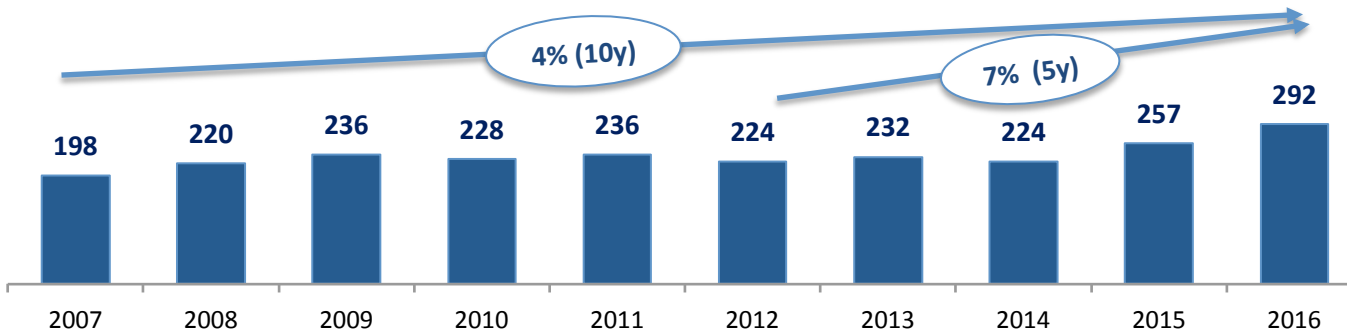
Growing frequency of devel. funding

Net Order Backlog (M€)



Cyclical order backlog ~3yrs visibility

Net revenues (M€)



CAGR

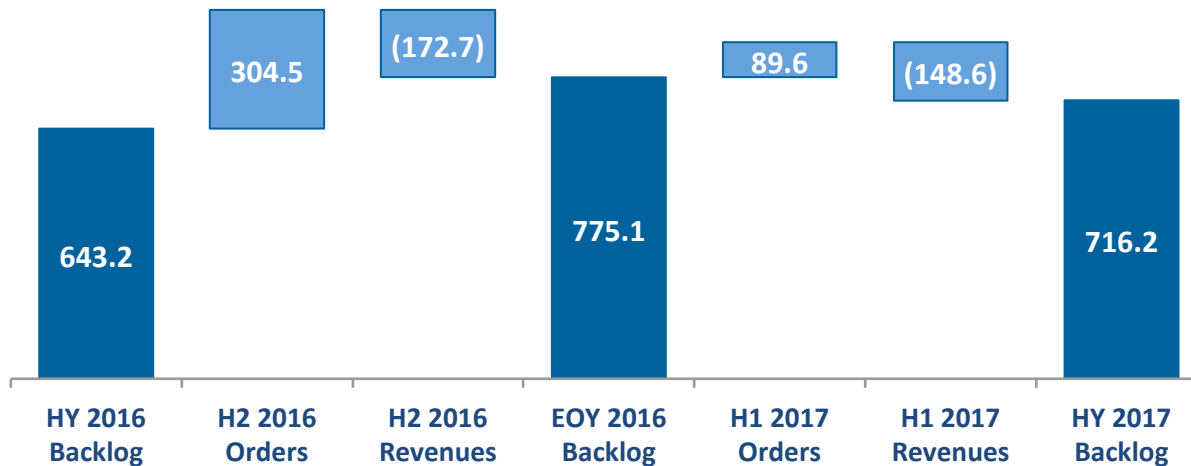
Accelerating revenue growth



Net Order Backlog



Net Order Backlog evolution (€ - M)



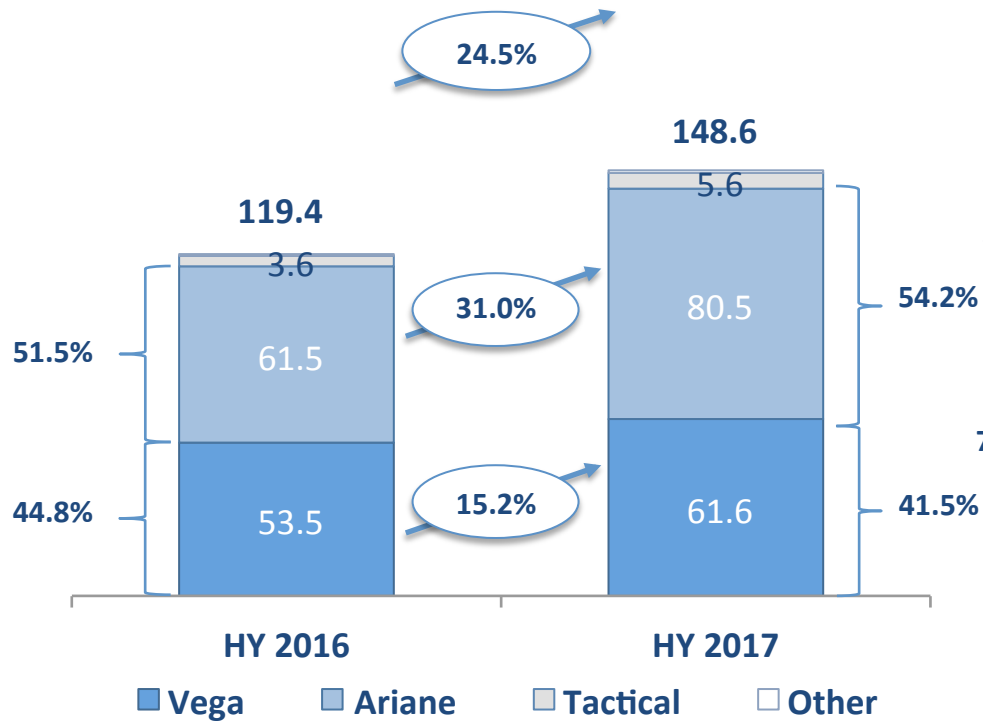
Comments

- Ca. €90M of new contracts acquired in HY 2017:
 - Vega & Ariane production and development contracts
 - Vega Batch 2 extension of perimeter for launch pad integration activities
- By end of August 2017 additional orders acquired for over €300M, including:
 - Vega Batch 3 production (10 Vega form VV17 to VV26, 2019 – 2021)
 - Vega C+ development
 - Aster

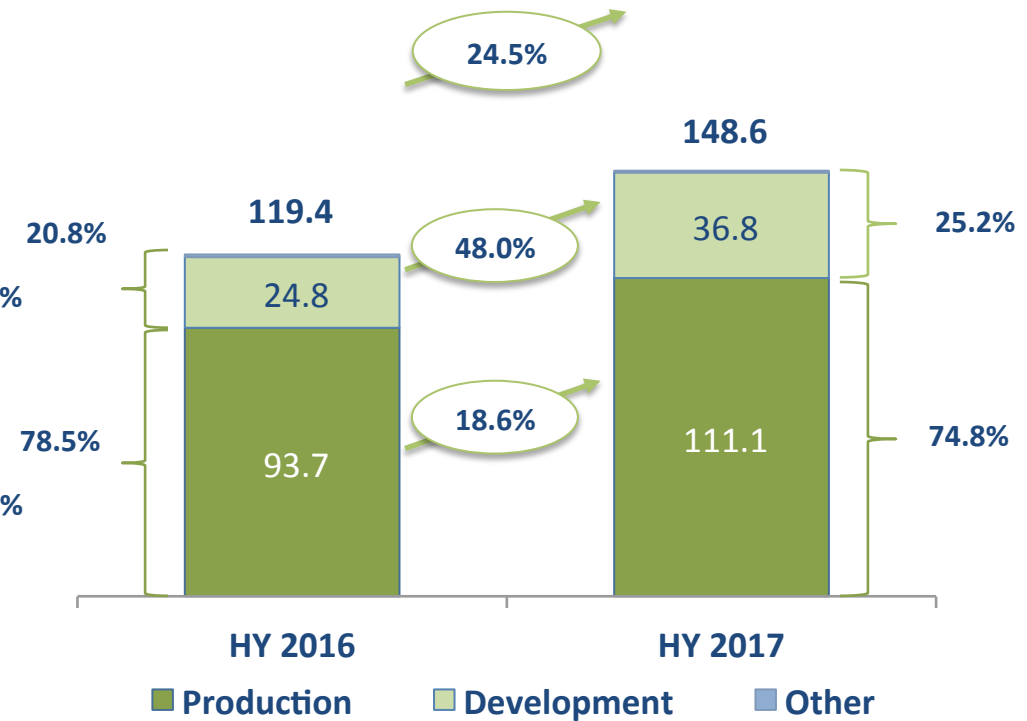
HY Net Revenues



by Line of Business (€ - M)



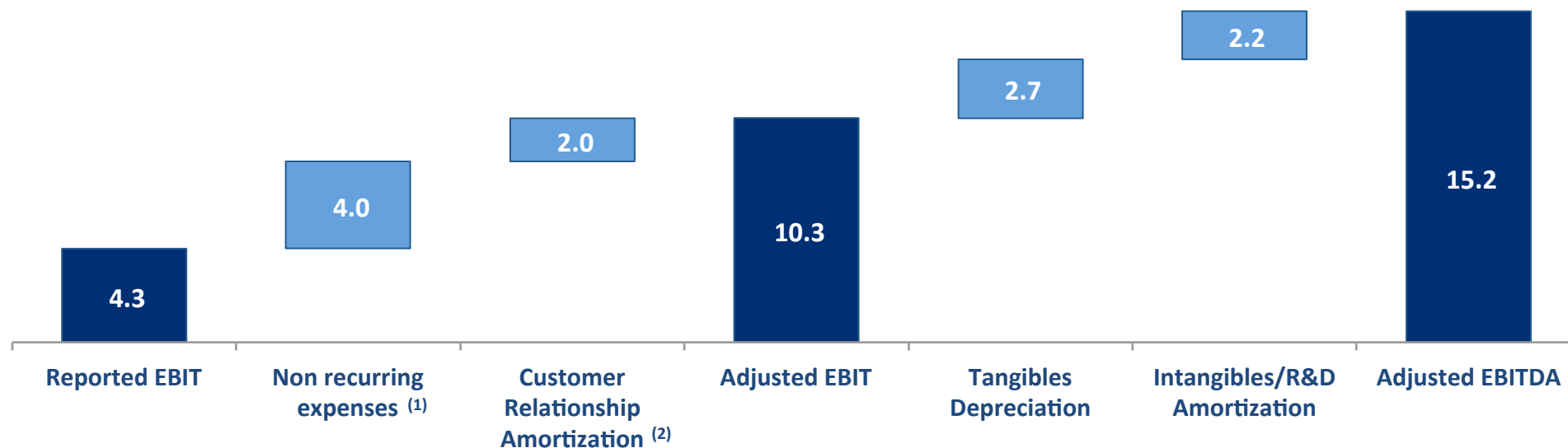
by Activity (€ - M)



EBIT/EBITDA adjustments for non recurring items



2017 Half Year Adjusted EBIT and Adjusted EBITDA (€ - M)



(1) It includes 1.7M of advisory fees and other consultancies costs incurred in Q1 from former Space2 in connection to the business combination and 1.8M of legal and advisory fees and other consultancies costs of Avio incurred in Q1 related to the listing and the merger with Space2

(2) It represents the amortization of the intangibles identified in the 2007 purchase price allocation following the acquisition in 2006 by Cinven. Following the business combination between Avio and Space2, the new PPA process will be completed by Q1 2018 in accordance with IFRS3

FY Balance Sheet

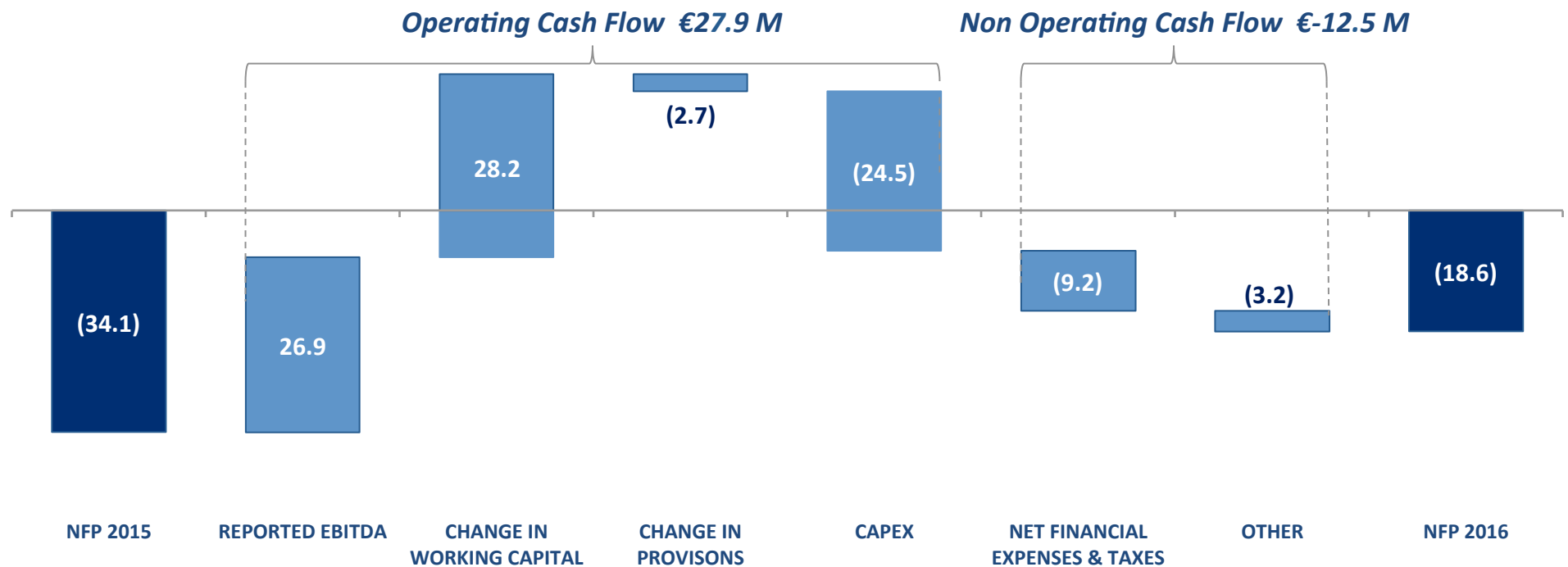


31 DEC 2015 ACT	MAIN SOURCES AND USES	31 DEC 2016 ACT	DELTA
€ - M		€ - M	€ - M
(50.0)	WORKING CAPITAL	(78.2)	(28.2)
56.8	DEFERRED TAX ASSETS	56.1	0.7
(38.3)	PROVISIONS (EMPLOYEES' BENEFITS AND RISKS)	(35.8)	2.5
367.9	FIXED ASSETS	379.2	11.3
6.5	FINANCIAL RECEIVABLES	7.4	0.9
<u>342.9</u>	<u>NET INVESTED CAPITAL</u>	<u>328.7</u>	<u>(14.2)</u>
(34.1)	NET FINANCIAL POSITION	(18.6)	15.5
(308.8)	EQUITY	(310.1)	(1.3)
<u>(342.9)</u>	<u>TOTAL SOURCES</u>	<u>(328.7)</u>	<u>14.2</u>

FY Net Financial Position



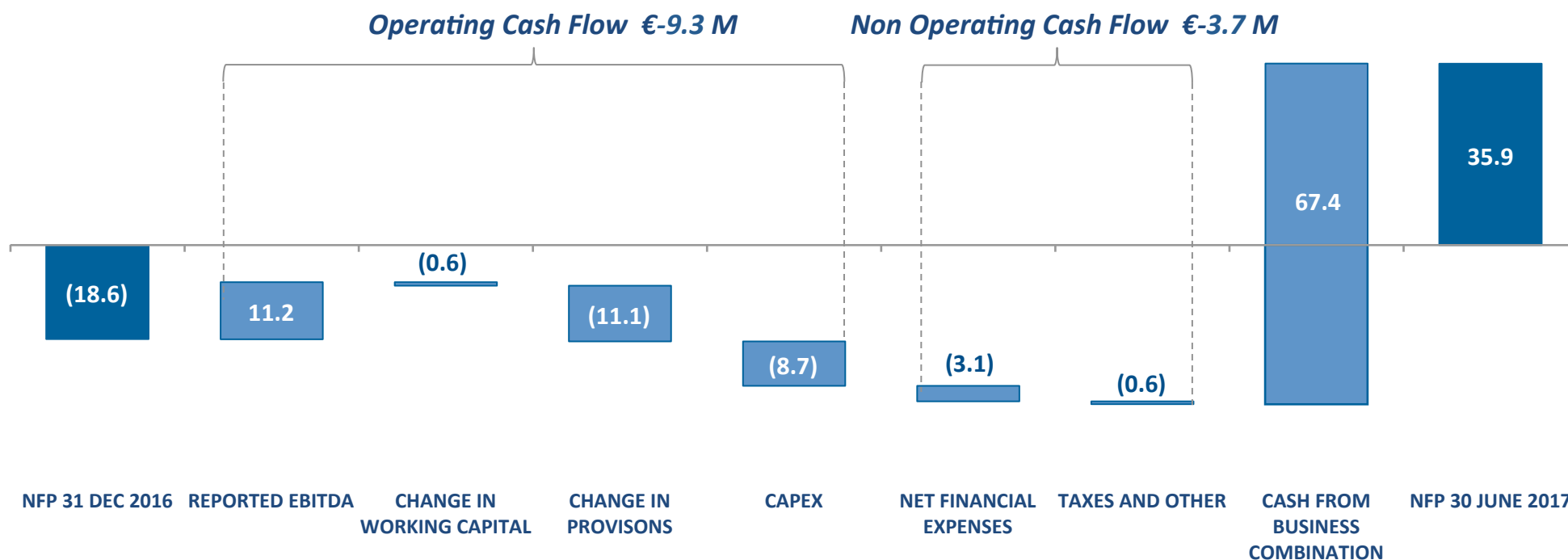
NFP evolution and cash flows (€ - M)



HY Net Financial Position



NFP evolution and cash flows (€ - M)





Contacts

+39 0697285158

+39 3420726648

investor.relations@avio.com